

Working Instruction

WI 0801 rev. 01

Department:	Technical	Station:	Test
Author:	P. Dimo	Date:	07/07/2008
Reviewed By:	D. Cleary		07/07/2008
Released By:	D. Cleary		
Machine Family	Model	Type	Serial Number
V'Spresso	V'Spresso	SUP021YTDR	-----

Issue: Drip tray missing error appears on machine's display

Before following the procedure shown below, verify the micro switch is functional and the drip tray is not damaged / deformed.

The drip tray missing error appears because most of the time the black plastic handle of the micro switch base does not activate the micro switch ON/OFF white pin. See fig 1




Fig 1

Micro Switch locking clip

Black Handle

ON/OFF white pin

Drip tray micro switch.

To solve this “Problem” follow the steps shown below.

Step 1




- Disconnect and remove drip tray micro switch assembly.

Step 2


- Back side of switch mounting frame

Frame





- Cut the frame exactly on same line with micro switch locking clip.



Cut Area



- Then cut the other side of the frame

Step 3



- Apply a cable tie around the micro switch and frame.

- Verify cable tie passes through grooves cut in frame back.
- Verify switch operation.
- Mount frame back onto machine.

