



To switch from Magic Brew Group to Vienna Brew Group



Magic Brew Group

Vienna Brew Group




Remove both screws on the dispensing tube. Watch out for the spring and ball that will come out.




Note the spring



Note the spring and Ball the parts go in to the Brew Group in the following order. Ball – Spring (small end first) – Then the o-rings



Remove the Thumb Screw and the screen. Using the Brew Group key that came with the machine



Depress the tabs on all four corners and push down slightly

Rotate the square block so that the screw holes are in the correct positions. Then push up so it locks into place again. Then follow the removal instructions in reverse